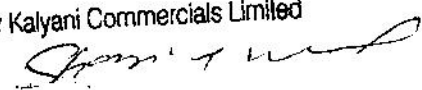


de

Introductory sub-table (I)(a)			
<b>Name of the Company: Kalyani Commercials Limited</b>			
<b>Scrip Code, Name of the scrip, class of security: Equity shares</b>			
<b>Quarter ended: 31st March, 2014</b>			
<b>Partly paid-up shares:-</b>	<b>No. of partly paid-up shares</b>	<b>As a % of total no. of partly paid-up shares</b>	<b>As a % of total no. of shares of the company</b>
Held by promoter/promoter group	0	0	0
Held by public	0	0	0
<b>Total</b>	<b>0</b>	<b>0</b>	<b>0</b>
<b>Outstanding convertible securities:-</b>	<b>No. of outstanding securities</b>	<b>As a % of total no. of outstanding convertible securities</b>	<b>As a % of total no. of shares of the company, assuming full conversion of the convertible securities</b>
Held by promoter/promoter group	0	0	0
Held by public	0	0	0
<b>Total</b>	<b>0</b>	<b>0</b>	<b>0</b>
<b>Warrants:-</b>	<b>No. of warrants</b>	<b>As a % of total no. of warrants</b>	<b>As a % of total no. of shares of the company, assuming full conversion of warrants</b>
Held by promoter/promoter group	0	0	0
Held by public	0	0	0
<b>Total</b>	<b>0</b>	<b>0</b>	<b>0</b>
<b>Total paid-up capital of the company, assuming full conversion of warrants and convertible securities</b>	<b>1,00,00,000</b>	<b>0</b>	<b>0</b>

For Kalyani Commercials Limited



Director



o/c

Statement Showing Shareholding Pattern								
Category code	Category of Shareholder	Number of Shareholders	Total number of shares	Number of shares held in dematerialized form	Total shareholding as a percentage of total number of shares		Shares Pledged or otherwise encumbered	
					As a percentage of (A+B) <sup>1</sup>	As a percentage of (A+B+C)	Number of shares	As a percentage
					(VI)	(VII)		
(I)	(II)	(III)	(IV)	(V)	(VI)	(VII)	(VIII)	(IX)
(A)	<b>Shareholding of Promoter and Promoter Group<sup>2</sup></b>							
1	<b>Indian</b>							
(a)	Individuals/ Hindu Undivided Family	4	531400	0	53.14	53.14	0	0
(b)	Central Government/ State Government(s)	0	0	0	0	0	0	0
(c)	Bodies Corporate	0	0	0	0	0	0	0
(d)	Financial Institutions/ Banks	0	0	0	0	0	0	0
(e)	Any Others (Specify)	0	0	0	0	0	0	0
(e-i)								
(e-ii)								
	<b>Sub Total(A)(1)</b>	<b>4</b>	<b>531400</b>	<b>0</b>	<b>53.14</b>	<b>53.14</b>	<b>0</b>	<b>0.00</b>
2	<b>Foreign</b>							
a	Individuals (Non-Residents Individuals/ Foreign Individuals)	0	0	0	0	0	0	0
b	Bodies Corporate	0	0	0	0	0	0	0
c	Institutions	0	0	0	0	0	0	0
d	Qualified Foreign Investor	0	0	0	0	0	0	0
e	Any Others (Specify)	0	0	0	0	0	0	0
e-i								
e-ii								
	<b>Sub Total(A)(2)</b>	<b>0</b>	<b>0</b>	<b>0</b>	<b>0.00</b>	<b>0.00</b>	<b>0</b>	<b>0.00</b>
	<b>Total Shareholding of Promoter and Promoter Group (A)= (A)(1)+(A)(2)</b>	<b>4</b>	<b>531400</b>	<b>0</b>	<b>53.14</b>	<b>53.14</b>	<b>0</b>	<b>0.00</b>

For Kalyani Commercial Limited  
*Shamir*  
 Director

2014  
*Ch*

0/c

(B)	Public shareholding							
1	Institutions							
(a)	Mutual Funds/ UTI	0	0	0	0	0	0	0
(b)	Financial Institutions / Banks	0	0	0	0	0	0	0
(c)	Central Government/ State Government(s)	0	0	0	0	0	0	0
(d)	Venture Capital Funds	0	0	0	0	0	0	0
(e)	Insurance Companies	0	0	0	0	0	0	0
(f)	Foreign Institutional Investors	0	0	0	0	0	0	0
(g)	Foreign Venture Capital Investors	0	0	0	0	0	0	0
(h)	Qualified Foreign Investor	0	0	0	0	0	0	0
(i)	Any Other (specify)	0	0	0	0	0	0	0
(i-ii)								
(i-ii)								
	Sub-Total (B)(1)	0	0	0	0.00	0.00	0	0
B 2	Non-institutions							
(a)	Bodies Corporate	15	1800	0	0.18	0.18	0	0
(b)	Individuals							
i	Individuals -i. Individual shareholders holding nominal share capital up to Rs 1 lakh	473	397500	0	39.75	39.75	0	0
ii	ii. Individual shareholders holding nominal share capital in excess of Rs. 1 lakh.	5	69300	0	6.93	6.93	0	0
(c)	Qualified Foreign Investor	0	0	0	0	0	0	0
(d)	Any Other (specify)	0	0	0	0	0	0	0
(d-i)								
(d-ii)								
	Sub-Total (B)(2)	493	468800	0	46.86	46.86	NA	NA
(B)	Total Public Shareholding (B)= (B)(1)+(B)(2)	493	468800	0	46.86	46.86	0	0
	TOTAL (A)+(B)	497	1000000	0	100.00	100.00	0	0.00
(C)	Shares held by Custodians and against which Depository Receipts have been issued							
1	Promoter and Promoter Group	0	0	0	0	0	0	0
2	Public	0	0	0	0	0	0	0
	Sub-Total (C)	0	0	0	0	0	0	0
	GRAND TOTAL (A)+(B)+(C)	497	1000000	0	100.00	100.00	0	0.00

17 APR 2014

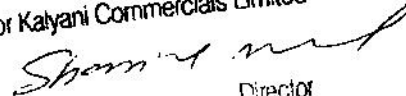
For Kalyani Commercials Limited  
 Director

(I)(b) Statement showing holding of securities (including shares, warrants, convertible securities) of persons belonging to the category "Promoter and Promoter Group"

Sr. No.	Name of the shareholder	Details of Shares held		Encumbered shares (*)		Details of warrants		Details of convertible securities		Total shares (including underlying shares assuming full conversion of warrants and convertible securities) as a % of diluted share capital	
		Number of shares held	As a % of grand total (A) + (B) + (C)	No.	As a percentage	As a % of grand total (A)+(B)+(C) of sub-clause (I)(a)	Number of warrants held	As a % total number of warrants of the same class	Number of convertible securities held		As a % total number of convertible securities of the same class
(I)	(II)	(III)	(IV)	(V)	(VI)=(V)/(III) * 100	(VII)	(VIII)	(IX)	(X)	(XI)	(XII)
1	Shankar Lal Agarwal	418000	41.80	0	0.00	0.00	0	0	0	0	0
2	Mala Agarwal	45000	4.50	0	0.00	0.00	0	0	0	0	0
3	Shankar Lal Agarwal(HUF)	40000	4.00	0	0.00	0.00	0	0	0	0	0
4	Saurabh Agarwal	28400	2.84	0	0.00	0.00	0	0	0	0	0
<b>TOTAL</b>		<b>531400</b>	<b>53.14</b>	<b>0</b>	<b>0.00</b>	<b>0.00</b>	<b>0</b>	<b>0</b>	<b>0</b>	<b>0</b>	<b>0</b>

(\*) The term "encumbrance" has the same meaning as assigned to it in regulation 28(3) of the SAST Regulations, 2011

07 Feb 2014  


For Kalyani Commercials Limited  
  
 Director

o/c

**(l)(c)(i) Statement showing holding of securities (including shares, warrants, convertible securities) of persons belonging to the category "Public" and holding more than 1% of the total number of shares**

Sr. No.	Name of the shareholder	Number of shares held	Shares as a percentage of total number of shares (i.e., Grand Total (A)+(B)+(C) indicated in Statement at para (l)(a) above)	Details of warrants		Details of convertible securities		Total shares (including underlying shares assuming full conversion of warrants and convertible securities) as a % of diluted share capital
				Number of warrants held	As a % total number of warrants of the same class	Number of convertible securities held	% w.r.t total number of convertible securities of the same class	
1	Vidyawati Maheshwari	19200	1.92	0	0	0	0	0
2	Tulsi Ram Maheshwari	15000	1.50	0	0	0	0	0
3	Gurmeet Singh	12000	1.20	0	0	0	0	0
4	O. P. Dudani	12300	1.23	0	0	0	0	0
5	Narendra Kumar Sharma	10800	1.08	0	0	0	0	0
<b>TOTAL</b>		<b>69300</b>	<b>6.93</b>	<b>0</b>	<b>0</b>	<b>0</b>	<b>0</b>	<b>0</b>

For Kalyani Commercials Limited

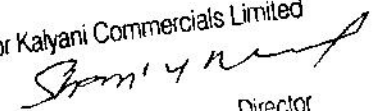
*Shamir*  
Director

*Shamir*  
07 April 2014

**(I)(c)(ii) Statement showing holding of securities (including shares, warrants, convertible securities) of persons (together with PAC) belonging to the category "Public" and holding more than 5% of the total number of shares of the company**

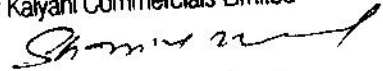
Sr. No.	Name(s) of the shareholder(s) and the Persons Acting in Concert (PAC) with them	Number of shares	Shares as a percentage of total number of shares {i.e., Grand Total (A)+(B)+(C) indicated in Statement at para (I)(a) above}	Details of warrants		Details of convertible securities		Total shares (including underlying shares assuming full conversion of warrants and convertible securities) as a % of diluted share capital
				Number of warrants	As a % total number of warrants of the same class	Number of convertible securities held	% w.r.t total number of convertible securities of the same class	
1	NIL	0	0.00	0	0	0	0	0
	TOTAL	0	0	0	0	0	0	0



For Kalyani Commercials Limited  
  
 Director

<b>(l)(d) Statement showing details of locked-in shares</b>			
<b>Sr. No.</b>	<b>Name of the shareholder</b>	<b>Number of locked-in shares</b>	<b>Locked-in shares as a percentage of total number of shares {i.e., Grand Total (A)+(B)+(C) indicated in Statement at para (l)(a) above}</b>
1	N.A.	N.A.	N.A.
	<b>TOTAL</b>	N.A.	N.A.

For Kalyani Commercial Limited



Director



ole

<b>(II)(a) Statement showing details of Depository Receipts (DRs)</b>				
<b>Sr. No.</b>	<b>Type of outstanding DR (ADRs, GDRs, SDRs, etc.)</b>	<b>Number of outstanding DRs</b>	<b>Number of shares underlying outstanding DRs</b>	<b>Shares underlying outstanding DRs as a percentage of total number of shares (i.e., Grand Total (A)+(B)+(C) indicated in Statement at para (I)(a) above)</b>
1	N.A.	N.A.	N.A.	N.A.
	<b>TOTAL</b>	N.A.	N.A.	N.A.

For Kalyani Commercials Limited

*Shamir*

Director

*Sh*

ole



(II)(b) Statement showing holding of Depository Receipts (DRs), where underlying shares held by "promoter/promoter group" are in excess of 1% of the total number of shares

Sr. No.	Name of the DR Holder	Type of outstanding DR (ADRs, GDRs, SDRs, etc.)	Number of shares underlying outstanding DRs	Shares underlying outstanding DRs as a percentage of total number of shares {i.e., Grand Total (A)+(B)+(C) indicated in Statement at para (I)(a) above}
1	N.A.	N.A.	N.A.	N.A.
<b>TOTAL</b>	N.A.	N.A.	N.A.	N.A.

For Kalyani Commercials Limited  
*Shamir*  
 Director

*[Handwritten mark]*

ole